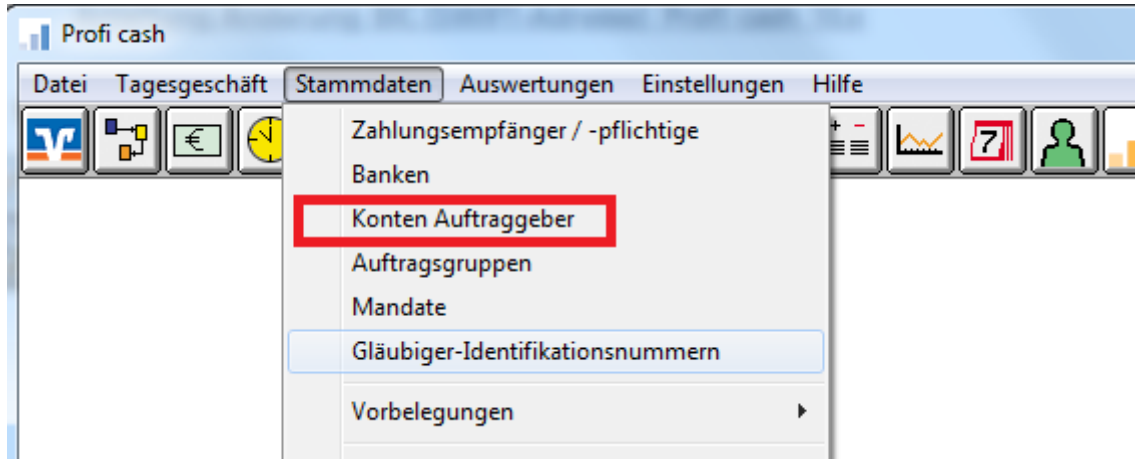
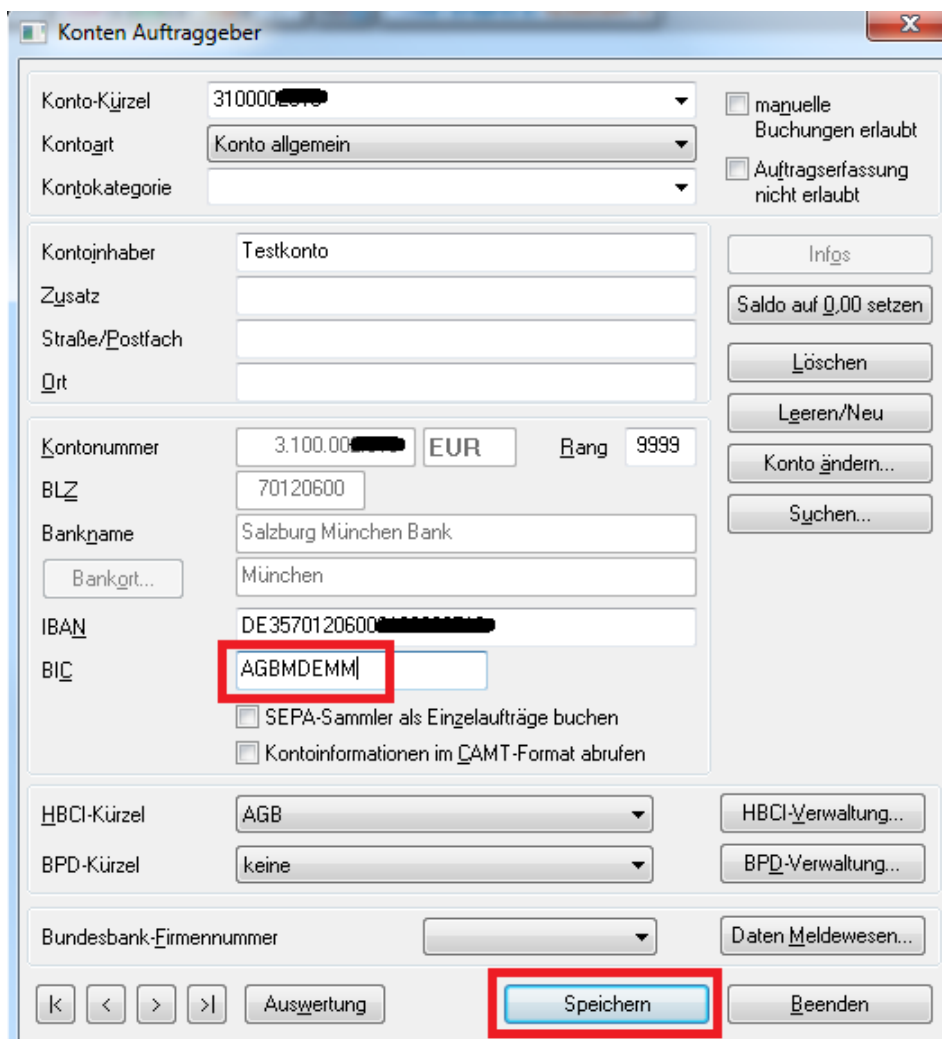


**Instruction for changing BIC (SWIFT-address) in Profi cash 10.x**

- 1.) Please start Profi cash (domestic payments module) and open the menu item ‚Konten Auftraggeber‘:

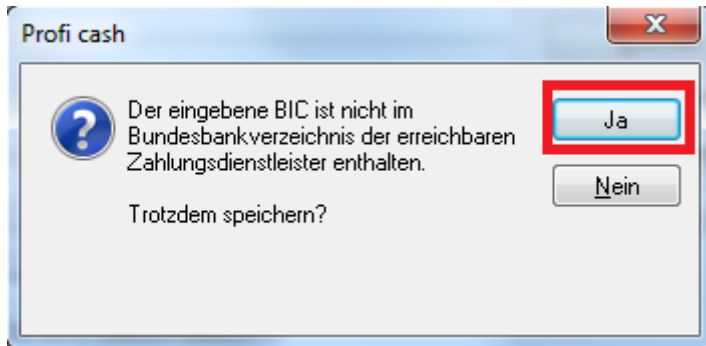


- 2.) Now change the BIC in your accounts to AGBMDEMM and confirm with ‚Speichern‘:

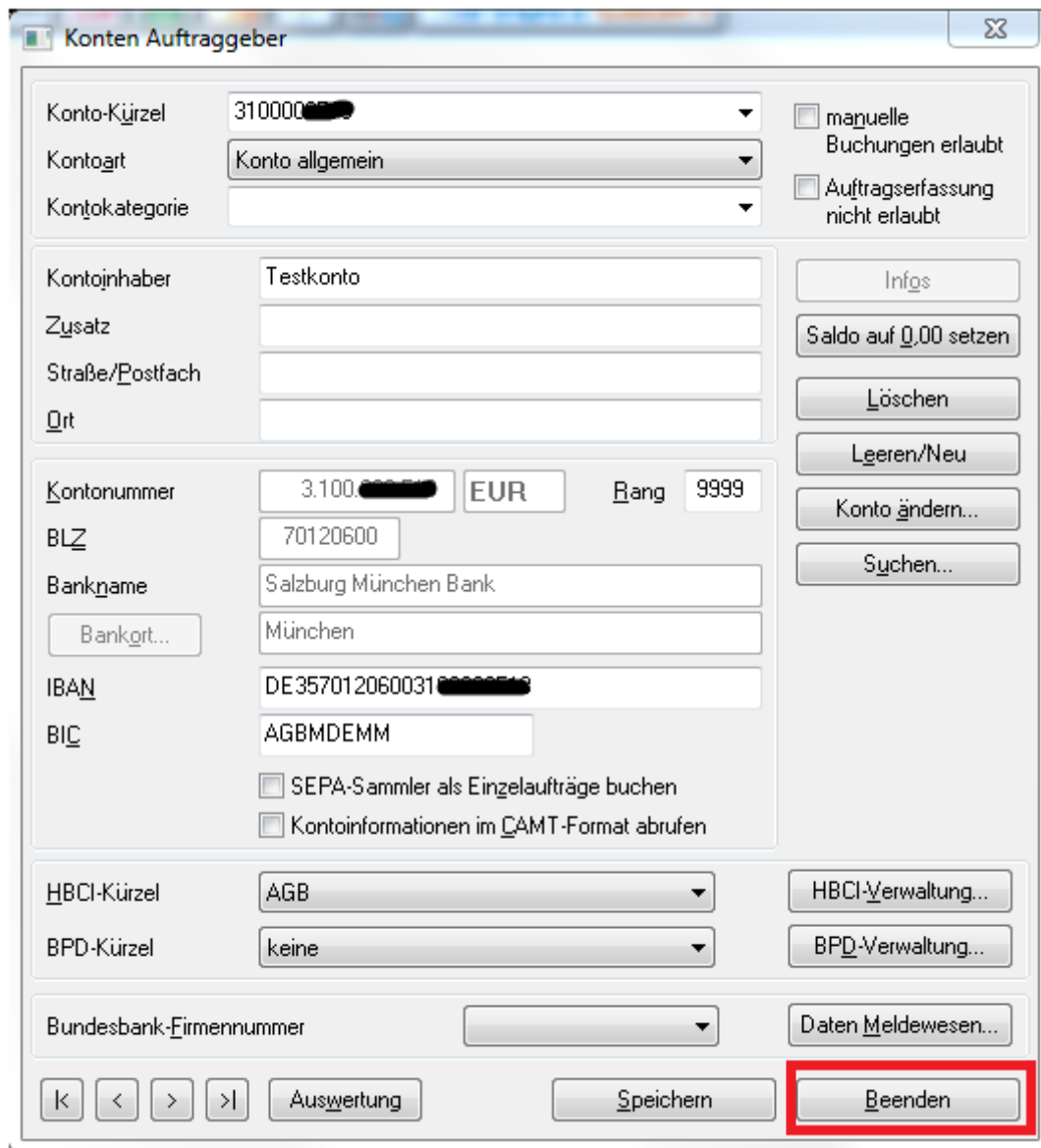


Instruction for changing BIC (SWIFT-address) in Profi cash 10.x

3.) Confirm the following appearing advisory message with click on the button ‚Ja‘:



4.) Close the window ‚Konten Auftraggeber‘ by clicking the button ‚Beenden‘:



Instruction for changing BIC (SWIFT-address) in Profi cash 10.x

- 5.) If you are using Profi cash International (foreign payments module), so please amend the BIC analogously the above described procedure for the Profi cash domestic payments module:

The screenshot shows the 'Auftraggeberkonten' (Orderer Accounts) window. The BIC field is highlighted with a red box. The interface includes various input fields and buttons for account management.

ID	31000	Speichern
Rang	9.999	Löschen
Kontoinhaber	Testkonto	Leeren/Neu
Strasse/Postfach	Strasse	Suchen
Ort	Ort	ID ändern...
<input type="checkbox"/> Gebietsfremder <input type="checkbox"/> Weiterleitung des Einzelzahlungsauftrags an Bundesbank		Beenden
Bundeslandschlüssel	11 = Bayern	Firmen-Nr 1
Kunden-Nr		
BLZ	70120600	mehr...
Bankname		BIC <b>AGBMDEMM</b>
Kontonummer	3.100	WKZ EUR
IBAN	DE3570120600	
Übertragungsart <input type="radio"/> per Diskette übertragen <input type="radio"/> per DFÜ übertragen <input checked="" type="radio"/> per HBCI übertragen		